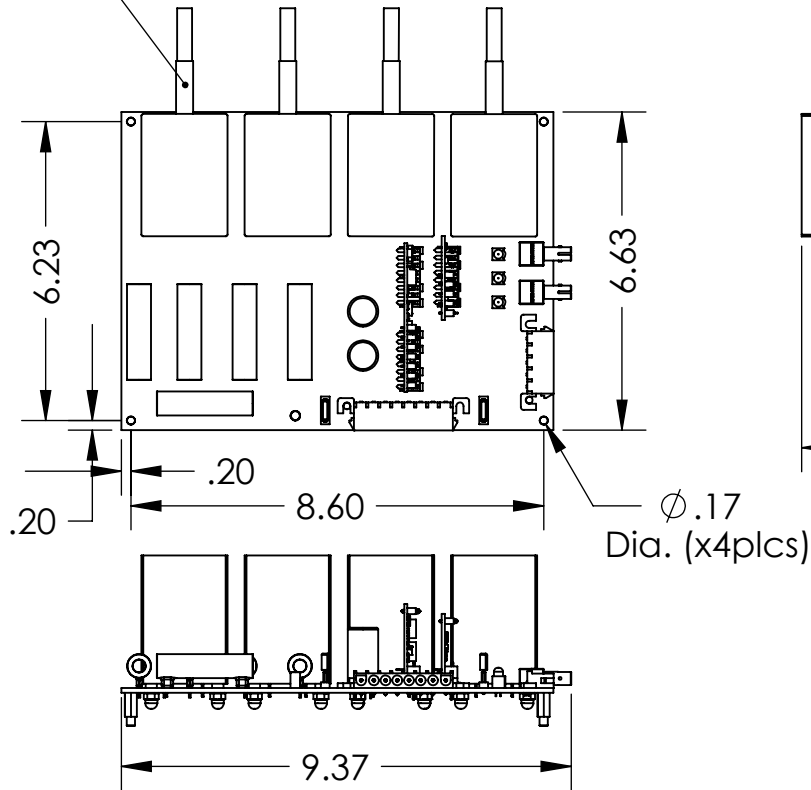
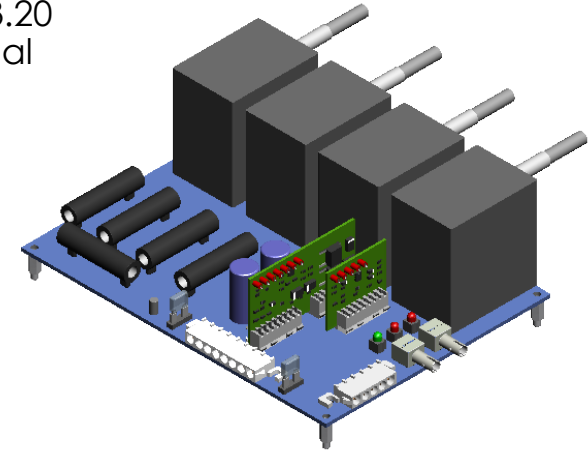
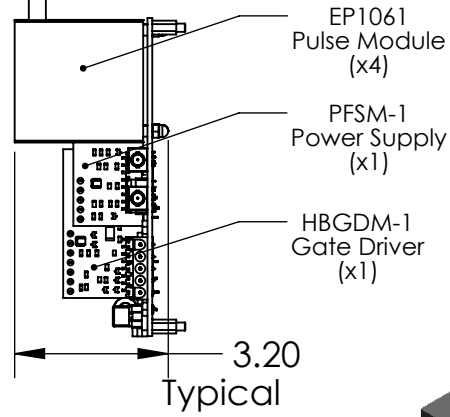


H.V Gate & Cathode Leads standard @ 24" L.



| REVISIONS | | | |
|-----------|-----|---|---------|
| LTR | INT | DESCRIPTION | DATE |
| A | KJM | Production Release per ECO #17-10770 | 6/5/17 |
| B | MAI | Added weight of board per ECO #19-11114 | 9/11/19 |



PROPRIETARY AND CONFIDENTIAL
 THE INFORMATION CONTAINED IN THIS DRAWING IS THE SOLE PROPERTY OF ENERPRO, INC., GOLETA, CA USA. ANY REPRODUCTION IN PART OR AS A WHOLE WITHOUT THE WRITTEN PERMISSION OF ENERPRO, INC. IS PROHIBITED.

| | | UNLESS OTHERWISE SPECIFIED: | NAME | DATE |
|-------------|---------|---|--------------|---------|
| | | DIMENSIONS ARE IN INCHES TOLERANCES: FRACTIONAL ± ANGULAR: MACH ± BEND ± TWO PLACE DECIMAL ± THREE PLACE DECIMAL ± .050" | DRAWN jpm | 4/24/07 |
| | | INTERPRET GEOMETRIC TOLERANCING PER: | CHECKED | |
| | | MATERIAL | ENG APPR. | |
| | | FINISH | MFG APPR. | |
| NEXT ASSY | USED ON | | Q.A. | |
| APPLICATION | | DO NOT SCALE DRAWING | COMMENTS: | |

ENERPRO, Inc.
 Goleta, CA USA

TITLE:
MVTB4-1
 Medium Voltage F.B
 Physical

| | | |
|------------------|--------------------------|-----------------|
| SIZE A | DWG. NO. M2634 | REV B |
| SCALE: 1:4 | WEIGHT: 5lbs | SHEET 1 OF 1 |